
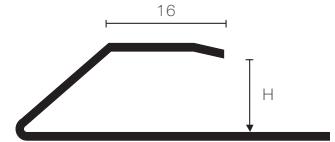



# terminal edge profile for wooden floors

## folowood™ LP

This terminal edge perimeter profile trim is especially designed for floating wooden floors to ideally join them to adjacent floors of lower level or to existing floors. It serves as an expansion with the extra internal gap. This profile is to be fixed with screws and dowels.

Illustrated scale dimension 1:1



### FOLOWOOD LP-OLN Polished Brass

Thanks to the natural properties of brass, it ensures a good tolerance to mechanical impact and in areas subject to chemical presence, it still contributes to maintain an elegant finish to the coverings applied. Through contact with moisture or corrosive media, brass may oxidize on exposed surfaces. This situation can be easily solved by buffing the product with a conventional polisher to return to its original shine.

Material: Polished brass laminated  
Length: 2,70 meters  
Profile covered with protective film

H=mm	Art.
10	LP 100 OLN
15	LP 150 OLN
22	LP 220 OLN

### FOLOWOOD LP-ILN Polished Stainless Steel

High tolerance stainless steel profile particularly recommended for commercial and industrial environments. This article is also recommended for heavy transit areas offering a good mechanical resistance.

Material: Polished Stainless steel  
Length: 2,70 meters  
Profile covered with protective film

H=mm	Art.
10	LP 100 ILN
15	LP 150 ILN
22	LP 220 ILN